



# MAINTENANCE

---

August Tasks

# August

- Some things are changing this month, but for the most part things are continuing as they did in July.
- Later in the season means plants are mature in size, harder to find hidden weeds
- Summer heat leads to deadheading and dead leafing like wild!

# Maintenance – Year-Round Care of Landscape Gardens

3 MAIN CATEGORIES OF CARE:

- **PLANT CARE**
- **GENERAL GARDEN CARE**
- **PRESENTATION**



# August - Maintenance

## PERENNIAL PLANT CARE

*Every plant, every visit*

Splitting Iris:

Dig up, separate tubers, replant at the surface  
Cut back foliage to 4" to keep it from flopping over

*Perennials/Grasses*

Plant/Replant

Deadhead

Fertilize

Deadleaf/Finger-Comb/Scrunch

Aerate

Prune dead

**Lift/Uncover (tubers)**

Stake/Support

Cut back (for new flush)

**Split/Transplant**



# August - Maintenance

## PERENNIAL PLANT CARE

*Every plant, every visit*



*Perennials/Grasses*

# Plant/Replant

Deadhead

# Fertilize

Deadleaf/Finger-Comb/Scrunch

Aerate

Prune dead

Lift/Uncover (tubers)

Stake/Support

Cut back (for new flush)

# Split/Transplant

Fertilizer Pop Up!



# August - Maintenance

## PERENNIAL PLANT CARE

*Every plant, every visit*

Stop cutting back  
for a second flush of  
growth



Sunburned/spent:  
Astilbe  
Bleeding hearts  
Columbine  
Spiderwort/Dayflower  
Etc..

*Perennials/Grasses*

**Plant/Replant**

**Deadhead**

**Fertilize**

**Deadleaf/Finger-Comb/Scrunch**

**Aerate**

**Prune dead**

**Lift/Uncover (tubers)**

**Stake/Support**

# Cut back

**Split/Transplant**



# August - Maintenance

## PERENNIAL PLANT CARE

*Every plant, every visit*



Spend 30 sec – 1 min per plant ideally

*Perennials/Grasses*

**Plant/Replant**

**Deadhead**

**Fertilize**

**Deadleaf/Finger-Comb/Scrunch**

**Aerate**

**Prune dead**

**Lift/Uncover (tubers)**

**Stake/Support**

**Cut back (for new flush)**

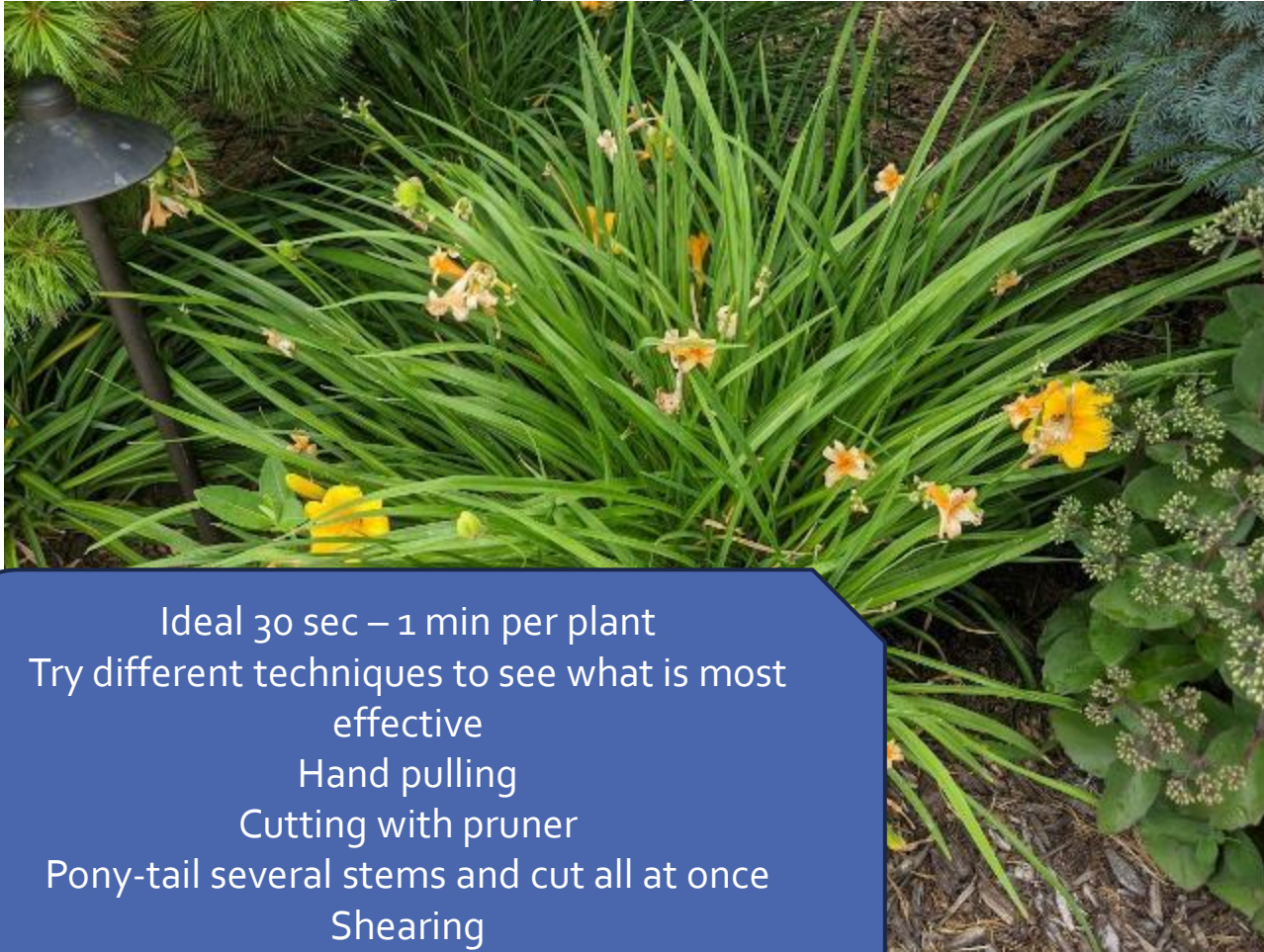
**Split/Transplant**



# August - Maintenance

## PERENNIAL PLANT CARE

*Every plant, every visit*



Ideal 30 sec – 1 min per plant  
Try different techniques to see what is most effective  
Hand pulling  
Cutting with pruner  
Pony-tail several stems and cut all at once  
Shearing



*Perennials/Grasses*

Plant

**Deadhead**

Fertilize

**Deadleaf/Finger-Comb/Scrunch**

Aerate

Prune dead

Replant

Lift/Uncover (tubers)

Stake/Support

Cut back (for new flush)

Split/Transplant





# August - Maintenance

## VINE PLANT CARE

*Every plant, every visit*



*Vines*  
**Plant**  
**Prune dead**  
**Train**  
**Deadhead**  
**Fertilize**  
**Deadleaf**




# August - Maintenance

## SHRUB/TREE PLANT CARE

*Every plant, every visit*



Drop it or chop it  
if it's dead



- Prune dead
- Prune
- Fertilize
- Plant
- Limb up

# August - Maintenance

## SHRUB/TREE PLANT CARE

*Every plant, every visit*



Prune off suckers  
from tree trunks  
and bases

*Ornamental Trees*

**Prune dead**

**Prune**

**Fertilize**

**Plant**

**Limb up**



# August - Maintenance

## SHRUB/TREE PLANT CARE

*Every plant, every visit*

*Shrubs/Evergreens*

**Prune / Shear**

**Deadleaf/needle**


**Plant**

**Aerate**

**Deadhead**

**Fertilize**

Shearing  
Spirea



Assess any shrubs that have been tied up, do they still need the support?  
If they don't, remove

If they do, adjust the ties so that they don't stay in exactly the same spot, which can over time cause damage.

# BONUS CONTENT: Pruner Maintenance

Store it clean and dry

Use lube daily

Sharpen regularly


Sharpening stone in the glove box

Tighten or loosen nuts as needed

Pruner key on truck keys

Wrench in hanging tool pouch

\*Same applies to all by-pass blades. Pruner, Lopper, Shears.



## BONUS CONTENT: Mattock, Shovel Maintenance

- Use the large sharpener in the saw drawer on these flat blades
- Why not use them on bypass blades?

# August - Maintenance

## ANNUALS, ETC. PLANT CARE

*Every plant, every visit*



Pinching back plants that are overtaking their neighbors so that balance and design can be maintained.

*Annuals/Veggies/Herbs/Bulbs*

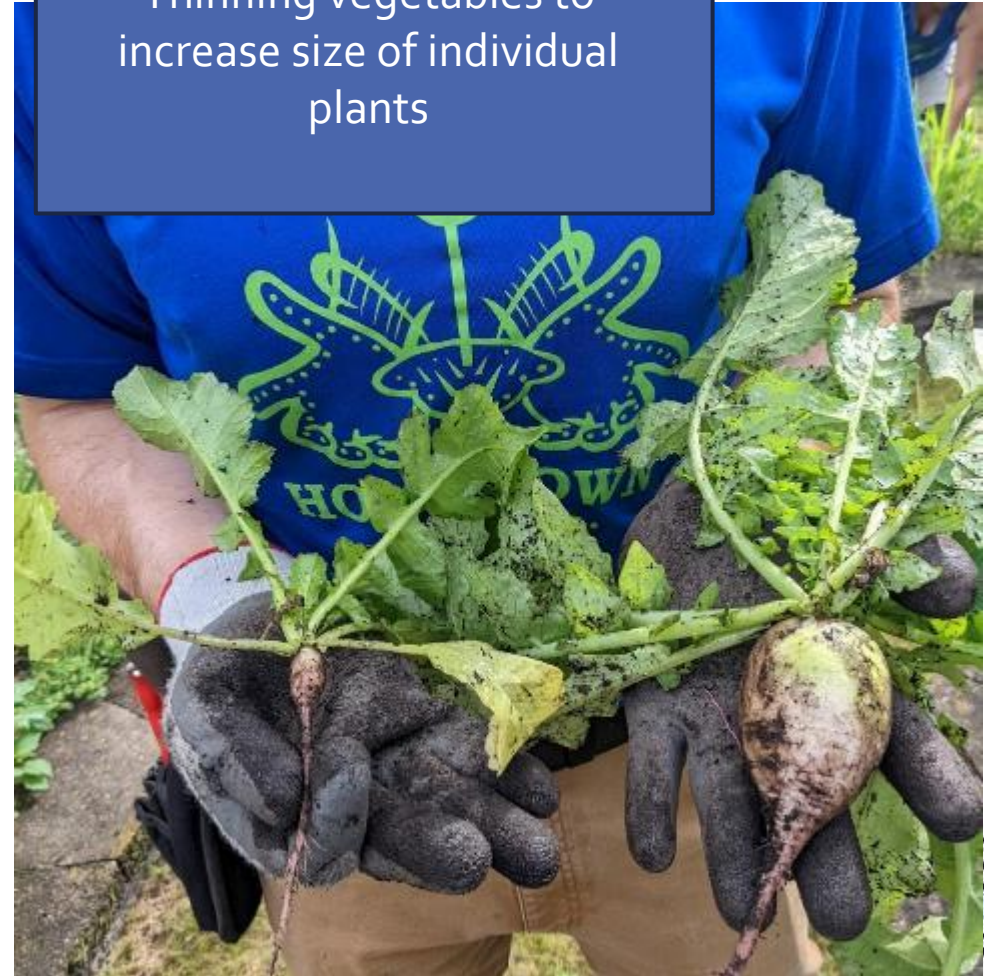
**Deadhead/Deadleaf**

**Fertilize**

**Harvest**

**Pinch**

Thinning vegetables to increase size of individual plants



## *Containers*

**Deadhead** spent blooms

**Deadleaf** damaged  
leaves

**Fertilize** with soluble  
fertilizer, water in

**Pinch** “Thriller” plants

**Pinch** “Filler” plants

**Pinch** “Spiller” plants

**Rotate** container if  
possible/makes sense

**Clean** off the exterior of  
the container,  
sweep/blow debris away.





# Which Fertilizer Should I Use?

- All Purpose
  - Soluble
  - Granular
- Acidic
  - Soluble
  - Granular
- Rose Food
- Bulb Food



Type	Form	Use	Tips
All Purpose Granular (Perennial, Shrub, & Tree; Flower & Vegetable; Osmocote Indoor& Outdoor, etc)	Sprinkles Slow release	In the planting hole of new or transplanted perennials	Mix into compost in planting hole
All Purpose Soluble (Bloom Enhancer, Annual Boost, Bloom Boost, Etc)	Blue Powder Fast Acting	Containers and in-ground annuals, perennials that need a boost NOW	Water into soil
Acidic Granular (Acid-Loving, Evergreen, Camella, Rhododendron & Evergreen, Etc)	Sprinkles Slow Release	Around the base of established plants or in the planting hole of new Azaleas & Rhododendrons Hydrangea mac. Evergreens	Mix into compost in planting hole
Acidic Soluble	Blue Powder Fast Acting	Certain annuals in containers or in- ground, perennials or shrubs that need a boost NOW	Water into soil
Rose Granular	Sprinkles Slow release	Around the base of established plants or in the planting hole of new roses	Mix into compost in planting hole



# August – Maintenance

## GENERAL GARDEN CARE

*Every element, every visit*

Challenges with midsummer weeding:

- ID
- Size
- Location
- Quantity

### Potential Solutions:

- Process of elimination
  - Know what does/doesn't belong
- Thoroughness
  - Check in, under, around every plant
- Right tool for the job
  - Start with bigger tools first





- Approach to weeding  
in this garden:
- Identify what belongs
  - Remove everything else
  - Keep spacing tidy and consistent

A photograph of a garden with a large blue starburst overlay containing text. The garden features a mix of green grass, various plants, and a wooden retaining wall in the background. The starburst is positioned in the lower-left quadrant of the image.

Approach to weeding in this garden:

- Identify what belongs
- Remove everything else
- Watch for what's creeping in from the edges
  - **BIG SHOVELS**



Approach to weeding in this garden:

- Look in, under, alongside every plant
- Identify what belongs
- Remove everything else



Approach to weeding  
in this garden:

- Remove what you know doesn't belong
  - Dandelion
  - Thistle
  - Bellflower
- Tree seedlings
- Others...



What is similar  
about these?  
What is different?



# August – Maintenance

## GENERAL GARDEN CARE

*Every element, every visit*



*Pest/Disease*  
**Monitor**  
**Treat**



# August – Maintenance

## GENERAL GARDEN CARE

*Every element, every visit*

### *Soil*

**Amend**

**Fill holes**

**Redistribute**

### *Mulch*

**Redistribute**

**Add**





**Yeah, because actually...  
my job...**

**it's just**

**MULCH**


# August – Maintenance

## GENERAL GA

*Every element*

*Hardscape*

**Uncover edges**





# August – Maintenance

## GENERAL GARDEN CARE

*Every element, every visit*

*Edges*

**Rake**

*Other*

**Remove debris**

**Pick up sticks, etc.**



# July – Maintenance

## PRESENTATION

*Every element, every visit*

### *General Aesthetics*

Site is neat, clean and something you're proud of

Tools removed

Debris bags stacked neatly

Trash picked up





# August – Maintenance

## GENERAL GARDEN CARE

*Every element, every visit*

<i>Soil</i>	<i>Hardscape</i>	<i>Edges</i>	
Amend	Uncover edges	Rake	
Fill holes	<i>Mulch</i>		<i>Other</i>
Redistribute	Redistribute	Remove debris	
	Add	Pick up sticks, etc.	

## PRESENTATION

*Every element, every visit*

### *General Aesthetics*

- Site is neat, clean and something you're proud of
- Tools removed
- Debris bags stacked neatly
- Trash picked up

### *Ornamental Trees*

- Plant
- Prune dead
- Prune
- Fertilize
- Limb up

### *Shrubs/Evergreens*

- Plant
- Prune/Shear
- Deadleaf/needle
- Aerate
- Deadhead
- Fertilize

### *Vines*

- Plant
- Prune dead
- Train
- Deadhead
- Fertilize
- Deadleaf

### *Perennials/Grasses*

- Plant
- Deadhead
- Fertilize
- Deadleaf/Finger-Comb/Scrunch
- Aerate
- Prune dead
- Replant
- Lift/Uncover (tubers)
- Stake/Support
- Cut back (for new flush)
- Split/Transplant

### *Annuals/Veggies/Herbs/Bulbs*

- Deadhead/Deadleaf
- Fertilize
- Harvest
- Pinch

## PLANT CARE



- <https://www.tiktok.com/@mackenziebaker1507/video/7255046402290519323>

# Which Fertilizer Should I Use

- All Purpose
  - Soluble
  - Granular
- Acidic
  - Soluble
  - Granular
- Rose Food
- Bulb Food

